

Panasonic

BUSINESS

LF80 Series
LF8 Series
 FULL HD LCD Display

Professional Display with High Picture Quality and Excellent Versatility



Indoor Displays 700 cd/m² model

- 55-inch TH-55LF80
- 49-inch TH-49LF80
- 42-inch TH-42LF80

Indoor Displays 500 cd/m² model

- 55-inch TH-55LF8
- 49-inch TH-49LF8
- 42-inch TH-42LF8



LF80 Series

High-brightness model for installation in bright, open spaces.


700 cd/m²



LF8 Series

Ideal for store signage use. Vertical installation also possible to match the installation location.

500 cd/m²

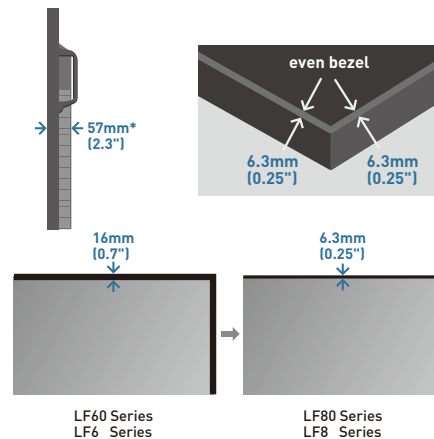


	LF80 Series	LF8 Series
Screen Size	55/49/42-inch	55/49/42-inch
Panel Brightness	700 cd/m ²	500 cd/m ²
LCD Panel	IPS/Edge LED	
Orientation	Landscape/Portrait (Angle adjustment 0-45 degrees for both left and right)	
Tilt Angle	0-45 degrees forward/backward with landscape/portrait setting (Angle adjustment is not possible for forward/backward tilting installation.)	
DIGITAL LINK	Yes	No
24/7 Operation	Yes	

* Please contact your sales representative with regard to the tilt angle before installation.

Featuring industrial durability and reliability, as well as a stylish appearance.

This stylish design blends in with surrounding spaces and fills the screen with images. The 6.3 mm (0.25") bezel width of the LF80/8 Series is less than half the 16 mm (0.7") bezel width of the LF60/6 Series. And the slim design makes the depth only 57mm (2.3"). Since the LF80/8 Series blends in with almost any surroundings and the screen is nearly filled with images, this display has a powerful, eye-catching impact.



* Excluding handle part

Functions Ideal for Industrial Signage Use Come as Standard Equipment



Efficiency and Reliability for Continuous 24-hour Operation

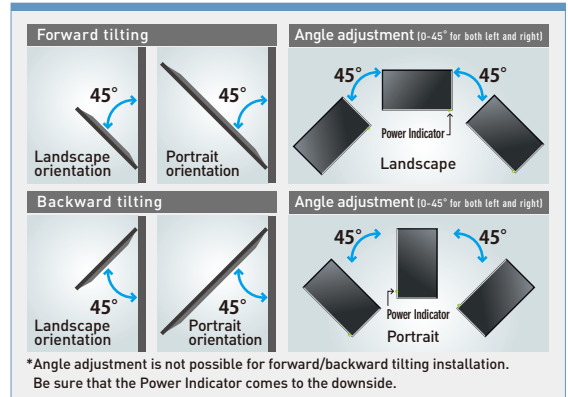


The use of highly durable panel materials and quality electronic components ensures dependable 24-hour operation seven days a week. This makes the LF80/8 Series ideal for installation in public places, surveillance centers, and other applications where absolute reliability is critical.

* Display of moving images is recommended when panels are in use for long periods to prevent image retention. Note that image burn-in can be gradually rectified with the periodical display of moving images.

Choose the Installation to Match Your Application

The LF80/8 series is designed for use in either portrait or horizontal orientation with no effect on panel color and lifespan, further reducing TCO. A tilt installation up to 45 degrees forward or backward is also possible. The angle can be adjusted for easy viewing when installed in a high location.



USB Media Player for Simple Signage Use Without an STB

NEW

The LF80/8 Series features a USB media player. Signage operation is possible by simply inputting the desired content via USB, eliminating the need for a set-top box. Both videos and still images can be displayed, so a wide variety of original signage content can be used.



Standalone Operation Saves Labor by Making Content Changes Over a Network

NEW

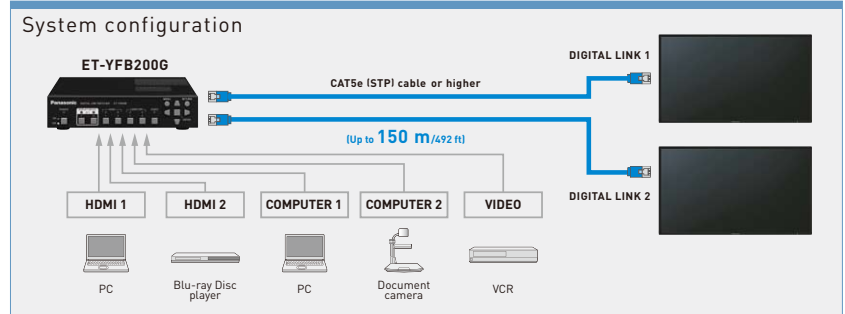
Multi Monitoring & Control Software makes it possible to change the content in the USB memory via LAN after installation. Content can be easily changed even when the display is installed in a high place or suspended from the ceiling. This enables smooth, easy operation.



DIGITAL LINK Function Enables Simple Installation and Low System Costs (LF80 Series only)

Using DIGITAL LINK makes it possible to transmit video, audio and control signals over a long distance (up to 150 m (492 ft)) with a single LAN cable.*¹ Easy cabling also reduces labor during setup. This provides transmission of high-quality images and sounds, as well as remote control.

*¹ When connected with the [Long reach] mode, the maximum transmission distance is 150 m (492 ft). In this case, the unit can receive the signals of up to 1080/60p. A CAT5e (STP) cable or higher is required.



A Variety of Software is Available for Efficiently Operating Multiple Devices

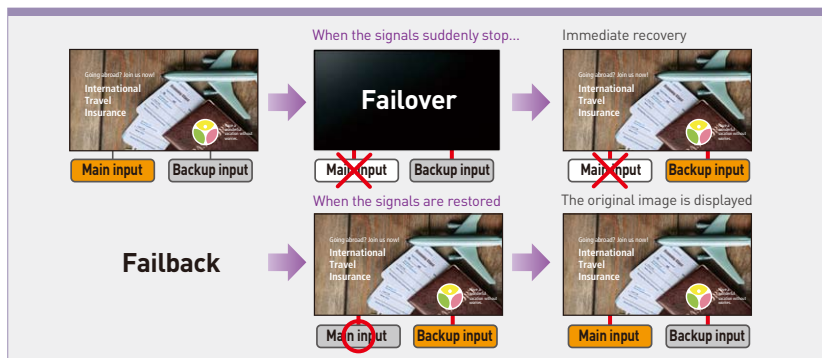


Failover and Failback Safeguards for Mission Critical Situations

NEW

The LF80/8 Series is equipped with a variety of signal input terminals. If the main video and audio signals are interrupted, the system immediately switches to alternative signals. This makes it ideal for mission critical control rooms and surveillance centers. If the main signals are restored, the original image is displayed.

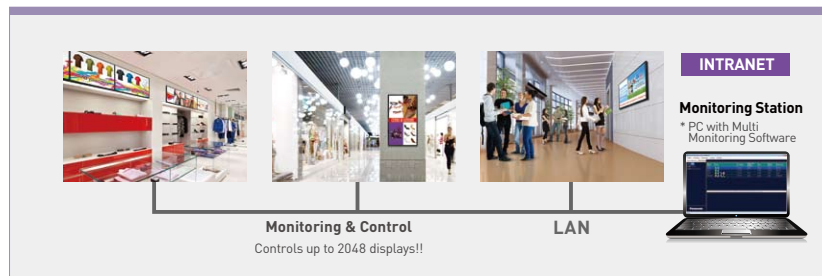
* The usable combinations of main and backup signals are limited. For details, see the LF80/8 product website.



Multi Monitoring & Control Software (Free) Lets You Control Devices in Groups

NEW

This free Panasonic software enables you to monitor and control up to 2048 devices over a LAN network from a single PC. As a monitoring function, the status of multiple devices can be listed in groups, and then detailed information on each device can be separately displayed. As a control function, control commands such as power ON/OFF, input switching and command inputs can be executed, and a schedule function can be used.



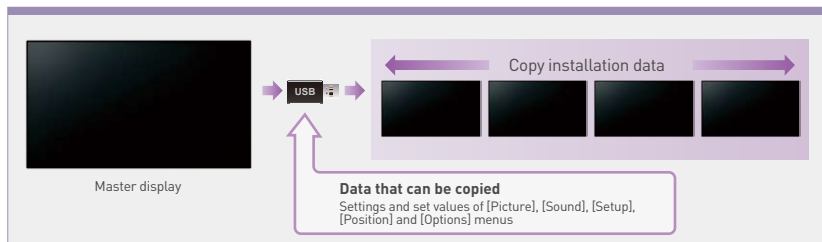
* To download software: <http://panasonic.net/prodisplays/download/software/index.html>

Cloning Function Saves Labor When Setting Up Multiple Devices

NEW

You can easily copy the setting data of a master display to other displays using USB memory. This saves labor when making screen settings during the installation of multiple devices.

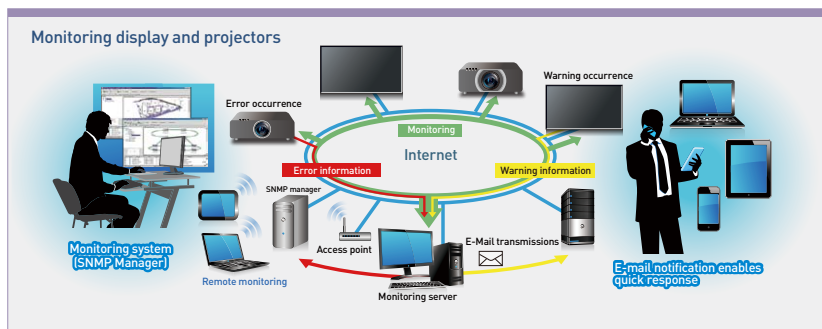
* If the inch sizes/series (LF8, LF80) for the displays differ, the cloning function does not operate. Use common inch sizes/series.



Compatible with "Early Warning Software" for Sensing Display Problems in Advance

The LF80 and LF8 Series support Early Warning Software (optional: ET-SWA100), which monitors the status of devices (projectors or flat-panel displays) connected to an intranet, reports device failures, and gives advance warnings by detecting predicted abnormalities, after installation to the PC has been completed. The status of displays in an intranet is observed, and problems are forecast, the occurrence of other problems is sensed, and notification is sent to the user.

* The use of this software will not detect malfunctions in all devices and equipment in advance.



Ideal for Application that Require Faithful Color Reproduction

High Brightness for Displaying Easy-to-See Content in Bright Places

Performance with 700 cd/m² of brightness is required for some signage and other professional applications. This allows images to be beautifully displayed even in large, brightly lit spaces, such as train stations and airports.

*The LF8 Series has 500 cd/m² of brightness.



The IPS Panel Has a Wide Viewing Angle and Minimal Color Fluctuations

There is very little change in color, compared with the VA panel, when the screen is viewed at right or left angles, so the images are crisp and clear. This is ideal for providing correct information to places with a lot of people present, such as public spaces and facilities.



Effective for drawing attention with high visibility even in bright places like shopping malls.

NEW

Easy Display of Images Optimized for the Display Content and Viewing Environment

Conventional display panels are preset with display modes such as Standard and Dynamic. The LF80/8 Series comes with an extensive display menu to let you select the most suitable mode for the content to be displayed and the viewing environment. You can select the best mode for the video source and the place of display.



Vivid Signage

Displays images suitable for signage in a bright environment.



Natural Signage

Displays images with priority on natural color reproduction.



Standard

Displays images faithful to the original.



Surveillance

Displays images with reduced brightness and with priority on gradation.



Graphic

Suitable for PC input.



DICOM*

Display images close to the DICOM Part 14 Grayscale Standard.

*Although the term "DICOM" is used, this product is not medical equipment. Do not use displayed images for medical purposes such as examination or diagnosis.

High-Performance Image Engine for Flexible Image Adjustment Like Never Before

- **6-segment Color Management** — Enables adjustment of the color tone, color density and brightness parameters individually for red, green, and blue, as well as the complementary colors of cyan, magenta and yellow.
- **Color Enhancement** — Displays images with enhanced color.
- **Refine Enhancer** — Corrects blurry image contours resulting from resizing, etc., to improve the image resolution.
- **MPEG Noise Reduction** — Noise reduction suppresses the block noise and mosquito noise that are characteristic of digital video signals. This faithfully reproduces the inherent beauty of the image.


Color Enhancement



Refine Enhancer



MPEG Noise Reduction



* Images on screen are simulated.


Product specification

Model	TH-55LF80	TH-55LF8	TH-49LF80	TH-49LF8	TH-42LF80	TH-42LF8
Display panel						
Screen size (diagonal)	55-inch (1387 mm)		49-inch (1232 mm)		42-inch (1064 mm)	
Aspect ratio	16:9					
Panel type	IPS Panel/Edge LED					
Effective display area (W x H)	1209 x 680 mm (47.6" x 26.7")		1073 x 604 mm (42.2" x 23.7")		927 x 521 mm (36.5" x 20.5")	
Number of pixels (H x V)	1920 x 1080 pixels					
Brightness (typ.)	700 cd/m ²	500 cd/m ²	700 cd/m ²	500 cd/m ²	700 cd/m ²	500 cd/m ²
Contrast ratio	1300:1					
Dynamic contrast ratio	50000:1					
Response time	8 ms (G to G)					
Viewing angle (Horizontal/Vertical)	178°/178° [CR ≥ 10]					
Connection terminal						
Video In/Audio In (L/R)	BNC x 1 set (shared with Component /RGB Y/G) /Stereo mini-jack (M3) x 1 (shared with Component In)					
Component/RGB In/Audio In (L/R)	BNC x 1 set /Stereo mini-jack (M3) x 1 (shared with Video In)					
HDMI In	Type A connector x 2					
DVI-D In/Audio In (L/R)	DVI-D 24-pin x 1 /Stereo mini-jack (M3) x 1 (shared with PC In)					
DVI-D Out	DVI-D 24-pin x 1					
PC In/Audio In (L/R)	Mini D-sub 15-pin x 1 /Stereo mini-jack (M3) x 1 (shared with DVI-D In)					
Audio Out	Stereo mini-jack (M3) x 1					
USB	USB connector Type A (DC 5V/1A) x 1 (USB 3.0 Incompatible)					
Control						
Serial In/Out	D-sub 9-pin x 1/x 1, RS-232C compatible					
LAN/DIGITAL LINK (LF80)	RJ45 x 1, 100BASE-TX, compatible with PLink™					
LAN (LF8)	RJ45 x 1, 10BASE-T/100BASE-TX, compatible with PLink™					
IR In/Out	Stereo Mini-jack (M3) x 1 / x 1					
Audio						
Built-in speakers	20 W (10 W + 10 W)					
Electrical						
Power requirements	110–127/220–240 V AC, 50/60 Hz					
Power consumption	190 W	185 W	175 W	160 W	155 W	145 W
On mode average power consumption*1	145 W	140 W	130 W	115 W	110 W	100 W
Power off condition	Approx. 0.3 W					
Standby condition	Approx. 0.5 W					
Mechanical						
Dimensions (W x H x D)	1229 x 699 x 72 mm/ 48.4" x 27.6" x 2.8"		1093 x 623 x 72 mm/ 43.1" x 24.6" x 2.8"		947 x 541 x 72 mm/ 37.3" x 21.3" x 2.8"	
Dimensions (W x H x D) Excluding handle part	1229 x 699 x 57 mm/ 48.4" x 27.6" x 2.3"		1093 x 623 x 57 mm/ 43.1" x 24.6" x 2.3"		947 x 541 x 57 mm/ 37.3" x 21.3" x 2.3"	
Bezel width	T/R/L/B: 6.3 mm (0.25")					
Weight	24.7 kg/54.5 lbs		19.0 kg/41.9 lbs		15.3 kg/33.7 lbs	
Wall-hanging pitch	VESA compliant 400 x 400 mm (15.8" x 15.8")				VESA compliant 200 x 200 mm (7.9" x 7.9")	
Orientation*2	Landscape/Portrait (Angle adjustment 0-45 degrees for both left and right)					
Tilting angle*2	0-45 degrees forward/backward with landscape/portrait setting (Angle adjustment is not possible for forward/backward tilting installation.)					
Environment						
Operating environment	Temperature: 0 °C to 40 °C (32 °F to 104 °F)*3; 0 °C to 35 °C (32 °F to 95 °F)*4/ Humidity: 20–80 % (non-condensation)					

*1 : Based on IEC 62087 Ed.2 measurement method. *2 : Please contact your sales representative with regard to the tilt angle before installation. *3 : for up to 1400 m (4593 ft) altitude.

*4 : for between 1400 m (4593 ft) and 2800 m (9186 ft) altitude Depending on the temperature or humidity conditions, uneven brightness may be observed.

This is not a malfunction. This unevenness will disappear while applying current continuously. If not, consult the distributor.

Optional Accessories	Peripheral Equipments		Auto Display Adjustment Upgrade Kit*
Pedestal TY-ST43PE8 	DIGITAL LINK Switcher ET-YFB200G (Optional) 	Digital Interface Box ET-YFB100G (Optional) 	TY-VUK10 (Optional) *Supports Ver.1.1 or later
			Early Warning Software ET-SWA100 series* (Optional) *Suffix of the part number may differ depending on the license type



* PASS Website- panasonic.net/prodisplays/pass
 Register your display to activate the upgrade kit and get what you need.

Panasonic®

Weights and dimensions shown are approximate. Specifications and appearance are subject to change without notice. Product availability differs depending on region and country. This product may be subject to export control regulations. HDMI, the HDMI logo, and High-Definition Multimedia Interface are trademarks or registered trademarks of HDMI Licensing LLC in the United States and other countries. All other trademarks are the property of their respective trademark owners. Images on screen are simulated. © 2015 Panasonic Corporation. All rights reserved



For the latest information about Panasonic Professional Display, please visit:

Professional Display Global Website: panasonic.net/prodisplays
 YouTube: www.youtube.com/PanasonicProDisplay

All information included here is valid as of November 2015.

CT15-G02PF-LF8
 Printed in Japan.